

# Environmental Product Declaration

DRY SHAKE HARDENERS



# KAUFMAN




Concrete Treatments

Environmental Product Declaration for all Dry Shake Hardeners  
manufactured by Kaufman Products, Inc. in Baltimore, Maryland USA.



## ADMINISTRATIVE INFORMATION

## International Certified Environmental Product Declaration

<b>Declared Product:</b>	This Environmental Product Declaration (EPD) covers hardening products produced by Kaufman Products Inc. Declared unit: 1 kg of hardener	
<b>Declaration Owner:</b>	Kaufman Products Inc. 3811 Curtis Avenue Baltimore, Maryland www.kaufmanproducts.net	
<b>Program Operator:</b>	Labeling Sustainability 1800 Vine St. Los Angeles, CA 90028 www.labelingsustainability.com	
<b>Product Category Rule:</b>	ISO 21930:2017 Sustainability in buildings and civil engineering works – Core rules for environmental product declarations of construction products and services PCR Program Operator: International Organization for Standardization PCR review was conducted by: Technical Committee: ISO/TC 59/SC 17 Sustainability in buildings and civil engineering works	
<b>Independent LCA Reviewer and EPD Verifier:</b>	This declaration was independently verified in accordance with ISO 14025:2006 Independent verification of the declaration, according to ISO 14025:2006 Internal <input type="checkbox"/> ; External <input checked="" type="checkbox"/> X Third Party Verifier Geoffrey Guest, Certified 3rd Party Verifier under Labeling Sustainability Program ( <a href="http://www.labelingsustainability.com">www.labelingsustainability.com</a> ), CSA Group ( <a href="http://www.csaregistrries.ca">www.csaregistrries.ca</a> )	
<b>Date of Issue:</b>	28 November 2023	
<b>Period of Validity:</b>	5 years; valid until 28 November 2028	
<b>EPD Number:</b>	b45df55c-f3ee-4af9-a8fb-4fe03ea77b96-2	



## TABLE OF CONTENTS

---

<b>Administrative Information</b>	<b>1</b>
<b>Company Description</b>	<b>3</b>
<b>Study Goal</b>	<b>3</b>
<b>Description Of Product And Scope</b>	<b>4</b>
<b>Hardeners Design Summary</b>	<b>4</b>
<b>Hardeners Design Composition</b>	<b>5</b>
<b>A1 Raw Material Recycled Content And Material Losses</b>	<b>5</b>
<b>System Boundaries</b>	<b>5</b>
<b>Cut-Off Criteria</b>	<b>7</b>
<b>Data Sources And Data Quality Assessment</b>	<b>7</b>
Raw Material Transport	7
Electricity	7
Process/Space Heating	7
Fuel Required For Machinery	7
Waste Generation	7
Recovered Energy	7
Recycled/Reused Material/Components	7
Module A1 Material Losses	7
Direct A3 Emissions Accounting	7
<b>Data Quality Assessment</b>	<b>9</b>
Precision	9
Completeness	9
Consistency	9
Reproducibility	9
Representativeness	9
<b>Environmental Indicators And Inventory Metrics</b>	<b>10</b>
<b>Total Impact Summary</b>	<b>12</b>
<b>Additional Environmental Info</b>	<b>13</b>
<b>References</b>	<b>14</b>
ISO Standards	14
EN Standards	14
Other References	14



## COMPANY DESCRIPTION

Kaufman Products, Inc. offers more than two hundred products for use on new concrete construction projects and restoration and repair work of existing concrete structures. Among the various powders and chemicals manufactured, Kaufman Products offers epoxy adhesives, cementitious and polymer-modified repair mortars, curing compounds, form release agents, coatings, non-shrink hardeners, retarders and accelerating agents, curing and sealing compounds, shake-on hardeners, penetrating hardeners, and anchoring materials. In addition, the breadth of its product line continues to grow, allowing its business partners to carry a complete line of products that meet a wide range of needs.

Kaufman Products is specified throughout North America through our long-time business partnerships with the two leading specification programs, SpecLink and MasterSpec. As a result, our brand name is called for routinely on both commercial and residential construction projects. In addition, Kaufman Products actively participates in the National Transportation Product Evaluation Program (NTPEP) through the American Association of State Highway Transportation Officials (AASHTO). As a result, many of our epoxies, repair mortars, hardeners, and curing compounds were evaluated and are approved throughout the United States for use on roadways, bridges, sidewalks, and manufactured concrete products. At present, Kaufman Products has more than six-hundred approvals on these products from the many states and local authorities and is considered to be among the leaders in DOT approved materials throughout the United States.

Kaufman Products remains dedicated to preserving and protecting the environment. While they were perhaps the first company to use safer and greener materials, exemplified by our early adoption of emulsion technology and water-based curing compounds over forty years ago, we continue to pursue our vision of using recycled or waste-stream in our selection of both packaging materials and raw materials. To this end, Kaufman Products uses recycled plastic pails, re-conditioned drums, totes, and restored wood pallets to reduce our environmental impact. Moreover, its product formulations incorporate many waste-stream materials to reduce our environmental impact. Accordingly, Kaufman Products can provide LEED credits related to these decisions.

## STUDY GOAL

The intended application of this life cycle assessment (LCA) is to comply with the procedures for creating a Type III environmental product declaration (EPD) and publish the EPD for public review on the website, [www.labelingsustainability.com](http://www.labelingsustainability.com). This level of study is in accordance with EPD Product Category Rule (PCR) for dry shake hardener products published by; International Standards Organization (ISO) 14025:2006 Environmental labels and declarations, Type III environmental declarations-Principles and procedures; ISO 14044:2006 Environmental management, Life cycle assessment- Requirements and guidelines; and ISO 14040:2006 Environmental management, Life cycle assessment-Principles and framework. The performance of this study and its subsequent publishing is in alignment with the business-to-business (B2B) communication requirements for the environmental assessment of building products. The study does not intend to support comparative assertions and is intended to be disclosed to the public.

This project report was commissioned to differentiate Kaufman Products Inc. from their competition for the following reasons: generate an advantage for the organization; offer customers information to help them make



informed product decisions; improve the environmental performance of Kaufman Products Inc. by continuously measuring, controlling and reducing the environmental impacts of their products; help project facilitators working on Leadership in Energy and Environmental Design (LEED) projects achieve their credit goal; and to strengthen Kaufman Products Inc.'s license to operate in the community. The intended audience for this LCA report is Kaufman Products Inc.'s employees, their suppliers, project specifiers of their products, architects, and engineers. The EPD report is also available for policy makers, government officials interested in sustainability, academic professors, and LCA professionals. This LCA report does not include product comparisons from other facilities.

## DESCRIPTION OF PRODUCT AND SCOPE

Dry shake hardeners are available in several varieties including those blended with high-strength quartz aggregates, metallic aggregates, non-rusting metallic aggregates, and emery aggregates. In all cases, a floor treated with a dry shake hardener will exhibit greater abrasion resistance, uniformity in color, and higher compressive strengths than the concrete. Key features of the products in this study include: 1. Greater long term durability. 2. Low maintenance. 3. Non-dusting. 4. Impact resistance. 5. Light reflective versions reduce energy requirements 6. Uniform color.

This LCA assumes the impacts from products manufactured in accordance with the standards outlined in this report. This LCA is a cradle-to-gate study and therefore, stages extending beyond the plant gate are not included in this LCA. Excluded stages include transportation of the manufactured material to the construction site; on-site construction processes and components; building (infrastructure) use and maintenance; and "end-of-life" effects.

## HARDENERS DESIGN SUMMARY

The following tables provide a list of the shake-on hardener products considered in this EPD along with key performance parameters.

Table 1: Declared products with hardeners considered in this environmental product declaration.

Prod#	Unique name/ID	Short description	Product type
1	Tycron	Non-metallic, shake-on floor hardener.	Hardener
2	Tycron Met	Metallic shake-on floor hardener	Hardener
3	Tycron Met 200	Heaviest metallic shake-on floor hardener	Hardener
4	Tycron Met NR	Non-rusting, metallic aggregate shake-on hardener	Hardener
5	Tycron EM	Emery aggregate shake-on hardener	Hardener



## HARDENERS DESIGN COMPOSITION

The following table provides the breakdown (kg per functional unit) of the material composition of each dry-shake hardener considered. All proprietary information has been withheld.

Table 2: Material composition - per 1 kg of hardener

Prod#	Unique name/ID	Ingredients
1	Tycron	Aggregate Cement Extender Pigment
2	Tycron Met	Aggregate Cement Extender Pigment
3	Tycron Met 200	Aggregate Cement Extender Pigment
4	Tycron Met NR	Aggregate Cement Extender Pigment
5	Tycron EM	Aggregate Cement Extender Pigment

## A1 RAW MATERIAL RECYCLED CONTENT AND MATERIAL LOSSES

Kaufman Products is committed to using as much not linear inflows to their products as possible. Recycled content in their products includes the reuse of steel barrels and totes as well as proprietary ingredients. All recycled material in this study followed the "Polluter Pays" principle. A standard 2% material loss was used across all categories.

## SYSTEM BOUNDARIES

The following figure depicts the cradle-to-gate system boundary considered in this study:

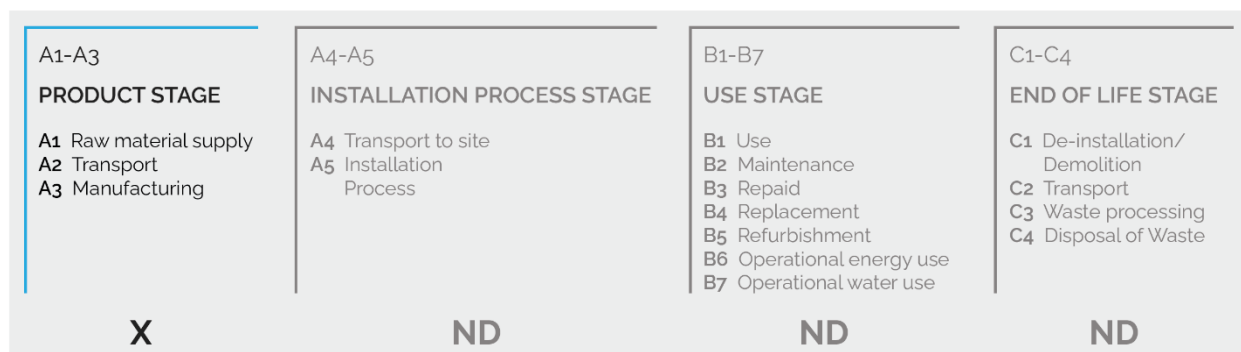


Figure 1: General life cycle phases for consideration in a construction works system.

This is a Cradle-to-gate life cycle assessment and the following life cycle stages are included in the study:



- A1: Raw material supply (upstream processes) - Extraction, handling, and processing of the materials used in manufacturing the declared products in this LCA.
- A2: Transportation - Transportation of A1 materials from the supplier to the “gate” of the manufacturing facility (i.e., A3).
- A3: Manufacturing (core processes)- The energy and other utility inputs used to store, move, and manufacture the declared products and to operate the facility.

According to the PCR, the following figure illustrates the general activities and input requirements for producing dry shake hardener products and is not necessarily exhaustive.

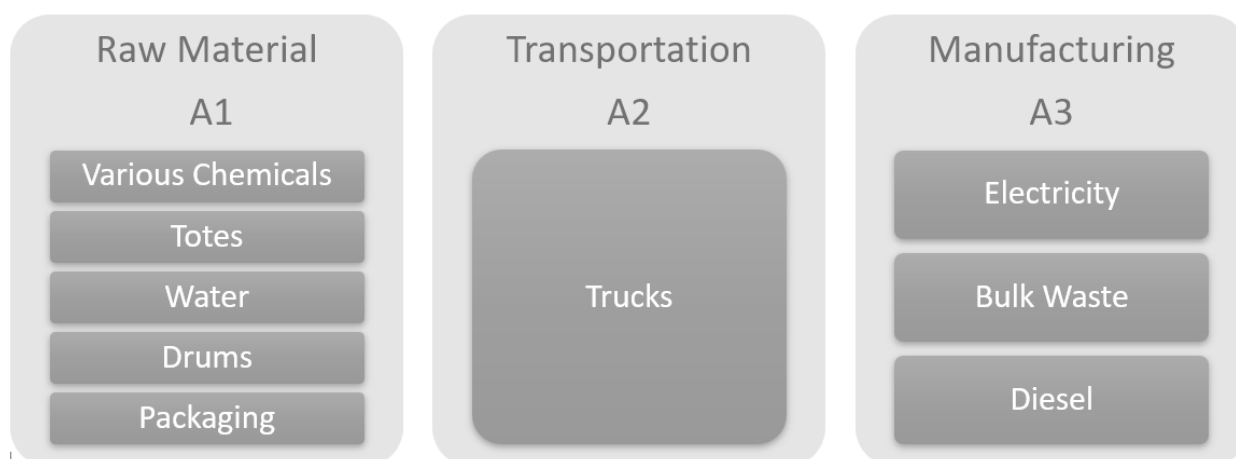


Figure 2: General system inputs considered in the product system and categorized by modules in scope.

In addition, as according to the relevant PCR, the following requirements are excluded from this study:

- Production, manufacture, and construction of A3 building/capital goods and infrastructure.
- Production and manufacture of steel production equipment, steel delivery vehicles, earth-moving equipment, and laboratory equipment.
- Personnel-related activities (travel, furniture, office supplies).
- Energy use related to company management and sales activities.

For this LCA the manufacturing plant, owned and operated by Kaufman Products Inc., is located at their Kaufman Products facility in Northeast United States. All operating data is formulated using the actual data from Kaufman Products Inc.'s plant at the above location, including water, energy consumption and waste generation. All inputs for this system boundary are calculated for the plant.

This life cycle inventory was organized in a spreadsheet and was then input into an RStudio environment where pre-calculated LCIA results for relevant products/activities stemming from the ecoinvent v3.10 database and a local EPD database in combination with primary data from Kaufman Products Inc. were utilized. Explanations of the contribution of each data source to this study are outlined in the section 'Data Sources and Quality.' Further LCI details for each declared product are provided in the sections 'Detailed LCI tables' and 'Transport tables' of the detailed LCA report. A parameter uncertainty analysis was also performed where key statistical results (e.g., min/mean/max etc.) are provided in the detailed LCA report.



No known flows are deliberately excluded from this EPD.

## CUT-OFF CRITERIA

---

ISO 14044:2006 and the focus PCR requires the LCA model to contain a minimum of 95% of the total inflows (mass and energy) to the upstream and core modules be included in this study. The cut-off criteria were applied to all other processes unless otherwise noted above as follows. A 1% cut-off is considered for all renewable and non-renewable primary energy consumption and the total mass of inputs within a unit process where the total of the neglected inputs does not exceed 5%.

## DATA SOURCES AND DATA QUALITY ASSESSMENT

---

No recovered on-site energy occurs at this facility.

No re-used or recycled material for utilization on-site or off-site was reported at this facility.

The following statements explain how the above facility requirements/generation were derived:

**Raw material transport:** Kaufman provided all the raw material data for the reference year 2022. Raw material transportation is based on the actual distance from the manufacturer/distributor. The transportation was reported using Kaufman primary data that consisted of the actual distance, mode of transport, and location in the city, state, and country.

**Electricity:** Electricity usage for the study was based on primary data from the utility bills for the reporting period. The products covered in this EPD consist of 99% of the overall product volume; therefore, all electricity was allocated based on that 99% figure.

**Process/space heating:** This facility does not use natural gas on-site.

**Fuel required for machinery:** Machinery at this facility uses either electricity, reported in the utility bills, or diesel, which was also calculated from direct purchases records for the 2022 reference year.

**Waste generation:** All waste generation values were taken from primary waste hauling records and then confirmed by Kaufman personnel. Transportation defaults were used because the driver's route and ultimate final destination are unknown. Therefore, the exact mileage could not be confirmed by the waste hauler.

**Recovered energy:** No on-site energy is recovered on site.

**Recycled/reused material/components:** Default material losses, 2%, were used.

**Module A1 material losses:** Diesel combustion emissions on-site were assumed with a defaultecoinvent process for burning diesel in a building machine.

**Direct A3 emissions accounting:** NA



The following tables depict a list of assumed life cycle inventory utilized in the LCA modeling to generate the impact results across the life cycle modules in scope. An assessment of the quality of each LCI activities utilized from various sources is also provided.

Table 3: LCI inputs assumed for module A3

Input	LCI.activity	Data.source	Geo	Year	Technology	Time	Geography	Reliability	Completeness
Bulk waste	process-specific burdens, residual material landfill/process-specific burdens, residual material landfill/RoW/kg	ecoinvent v3.10 in 2024	Maryland	2024	2	3	2	3	3
Diesel	diesel, burned in building machine/diesel, burned in building machine/GLO/MJ	ecoinvent v3.10 in 2024	Maryland	2024	2	3	2	3	3
Electricity	market for electricity, medium voltage/electricity, medium voltage/US-SERC/kWh	ecoinvent v3.10 in 2024	Maryland	2024	2	3	2	3	3
Pallet	market for EUR-flat pallet/EUR-flat pallet/RoW/unit	ecoinvent v3.10 in 2024	Maryland	2024	2	3	2	3	3
Paper bag	market for paper sack/paper sack/RoW/kg	ecoinvent v3.10 in 2024	Maryland	2024	2	3	2	3	3
Plastic granules for blow moulding	market for polyethylene terephthalate, granulate, bottle grade, recycled/polyethylene terephthalate, granulate, bottle grade, recycled/RoW/kg	ecoinvent v3.10 in 2024	Multiple States	2024	2	3	2	3	3
Plastic pail	blow moulding/blow moulding/RoW/kg	ecoinvent v3.10 in 2024	Maryland	2024	2	3	2	3	3
Plastic wrap	market for packaging film, low density polyethylene/packaging film, low density polyethylene/GLO/kg	ecoinvent v3.10 in 2024	Maryland	2024	2	3	2	3	3
Supersack	market for textile, nonwoven polypropylene/textile, nonwoven polypropylene/GLO/kg	ecoinvent v3.10 in 2024	Maryland	2024	2	3	2	3	3



## DATA QUALITY ASSESSMENT

Data quality/variability requirements, as specified in the PCR, are applied. This section describes the achieved data quality relative to the ISO 14044:2006 requirements. Data quality is judged based on its precision (measured, calculated, or estimated), completeness (e.g., unreported emissions), consistency (degree of uniformity of the methodology applied within a study serving as a data source) and representativeness (geographical, temporal, and technological).

**Precision:** Through measurement and calculation, the manufacturers collected and provided primary data on their annual production. For accuracy, the LCA practitioner and 3rd Party Verifier validated the plant gate-to-gate data.

**Completeness:** All relevant specific processes, including inputs (raw materials, energy, and ancillary materials) and outputs (emissions and production volume) were considered and modeled to represent the specified and declared products. The majority of relevant background materials and processes were taken from ecoinvent v3.10 LCI datasets where relatively recent region-specific electricity inputs were utilized. The most relevant EPDs requiring key A1 inputs were also utilized where readily available.

**Consistency:** To ensure consistency, the same modeling structure across the respective product systems was utilized for all inputs, which consisted of raw material inputs and ancillary material, energy flows, water resource inputs, product, and co-products outputs, returned and recovered concrete curing compounds products, emissions to air, water and soil, and waste recycling and treatment. The same background LCI datasets from the ecoinvent v3.10 database were used across all product systems. Crosschecks concerning the plausibility of mass and energy flows were continuously conducted. The LCA team conducted mass and energy balances at the plant and selected process level to maintain a high level of consistency.

**Reproducibility:** Internal reproducibility is possible since the data and the models are stored and available in a machine readable project file for all foreground and background processes, and in Labeling Sustainability's proprietary concrete curing compounds LCA calculator\* for all production facility and product-specific calculations. A considerable level of transparency is provided throughout the detailed LCA report as the specifications and material quantity make-up for the declared products are presented and key primary and secondary LCI data sources are summarized. The provision of more detailed publicly accessible data to allow full external reproducibility was not possible due to reasons of confidentiality.

Labeling Sustainability has developed a proprietary tool that allows the calculation of PCR-compliant LCA results for concrete curing compounds product designs. The tool auto-calculates results by scaling base-unit Technosphere inputs (i.e., 1 kg sand, 1 kWh electricity, etc.) to replicate the reference flow conversions that take place in any typical LCA software like openLCA or SimaPro. The tool was evaluated against several LCAs performed in openLCA and the tool generated identical results to those realized in openLCA across every impact category and inventory metric (where comparisons could be readily made).

**Representativeness:** The representativeness of the data is summarized as follows.

- Time related coverage of the manufacturing processes' primary collected data from 2022-01-01 to 2022-12-31.



- Upstream (background) LCI data was either the PCR specified default (if applicable) or more appropriate LCI datasets as found in the country-adjusted ecoinvent v3.10 database.
- Geographical coverage for inputs required by the A3 facility(ies) is representative of its region of focus; other upstream and background processes are based on US, North American, or global average data and adjusted to regional electricity mixes when relevant.
- Technological coverage is typical or average and specific to the participating facilities for all primary data.

## ENVIRONMENTAL INDICATORS AND INVENTORY METRICS

Per the PCR, this EPD supports the life cycle impact assessment indicators and inventory metrics as listed in the tables below. As specified in the PCR, the most recent US EPA Tool for the Reduction and Assessment of Chemical and Other Environmental Impacts (TRACI), impact categories were utilized as they provide a North American context for the mandatory category indicators to be included in the EPD. Additionally, the PCR requires a set of inventory metrics to be reported with the LCIA indicators (see tables below).

Table 4: Life cycle impact categories and life cycle inventory metrics

ID	LCIA.indicators	Abbreviations	Units
1	Climate change: global warming potential (GWP <sub>100</sub> )	GWP	kg CO <sub>2</sub> -eq
2	Ozone depletion: ozone depletion potential (ODP)	ODP	kg CFC-11-eq
3	Acidification: acidification potential (AP)	AP	kg SO <sub>2</sub> -eq
4	Eutrophication: eutrophication potential	EP	kg N-eq
5	Smog formation potential	SFP	kg O <sub>3</sub> -eq
6	Energy resources: non-renewable: abiotic depletion potential (ADP): fossil fuels	ADP <sub>fossil</sub>	MJ
<b>Inventory metrics</b>			
7	Inventory indicators ISO21930: Cumulative Energy Demand - renewable energy resources	RPRE	MJ
8	Inventory indicators ISO21930: Renewable primary resources with energy content used as material (i.e., PERM)	PRM	MJ
9	Inventory indicators ISO21930: Cumulative Energy Demand - non-renewable energy resources	NRPRE	MJ
10	Inventory indicators ISO21930: Non-renewable primary resources with energy content used as material (i.e., PENRM)	NRPRM	kg
11	Inventory indicators ISO21930: use of secondary material	SM	MJ
12	Inventory indicators ISO21930: use of renewable secondary fuels	RSF	MJ
13	Inventory indicators ISO21930: recovered energy	RE	MJ
14	Inventory indicators ISO21930: use of net fresh water	FW	m <sup>3</sup>
15	Inventory indicators ISO21930: hazardous waste disposed	HWD	kg
16	Inventory indicators ISO21930: non-hazardous waste disposed	NHWD	kg
17	Inventory indicators ISO21930: high-level radioactive waste disposed	HLRW	kg
18	Inventory indicators ISO21930: intermediate and low-level radioactive waste disposed	ILLRW	kg
19	Inventory indicators ISO21930: materials for recycling	MR	kg
20	Inventory indicators ISO21930: materials for energy recovery	MER	kg
21	Inventory indicators ISO21930: exported energy - electricity	EEel	MJ



22	Inventory indicators ISO21930: exported energy - heat	EEheat	MJ
----	---	--------	----

It should be noted that emerging LCA impact categories and inventory items are still under development and can have high levels of uncertainty that preclude international acceptance pending further development. Use caution when interpreting data in any of the following categories.

- Renewable primary energy resources as energy (fuel);
- Renewable primary resources as material;
- Non-renewable primary resources as energy (fuel);
- Non-renewable primary resources as material;
- Secondary Materials;
- Renewable secondary fuels;
- Non-renewable secondary fuels;
- Recovered energy;
- Abiotic depletion potential for non-fossil mineral resources.
- Land use related impacts, for example on biodiversity and/or soil fertility;
- Toxicological aspects;
- Emissions from land use change [GWP 100 (land-use change)];
- Hazardous waste disposed;
- Non-hazardous waste disposed;
- High-level radioactive waste;
- Intermediate and low-level radioactive waste;
- Components for reuse;
- Materials for recycling;
- Materials for energy recovery; and,
- Recovered energy exported from the product system.



## TOTAL IMPACT SUMMARY

### Interpretation

The life cycle impact interpretations for various concrete products have been grouped by product categories, providing insights into the environmental impacts of individual products, and enabling the development of group-wide mitigation strategies.

**Products:** Tycron, Tycron Met, Tycron Met 200, Tycron Met NR, Tycron EM

- **Primary Contributors:** Cement production and transportation, with variations in the impact of Titanium Dioxide and Iron Oxide across products.
- **Mitigation Strategies:**
  - **Cement Optimization:** Exploring alternative materials or more efficient production methods to reduce Global Warming Potential (GWP).
  - **Transportation Efficiency:** Optimizing logistics to reduce the impact of cement transportation.
  - **Iron Oxide and Titanium Dioxide Management:** Investigating lower-impact sources or reducing their quantity without compromising quality.
  - **Metallic Aggregate Alternatives:** Particularly for Tycron Met NR and EM, where it is a dominant impact.
  - **Production Process Efficiency:** Using renewable energy sources and improving energy efficiency.

**Packaging and Waste Management:** Optimizing materials and minimizing waste.

The following table reports the total LCA results for each product produced at the given facility on a 1 kg of hardener product basis.

Table 5: Total life cycle (across modules in scope) impact results for All declared products, assuming the geometric mean point values on a per 1 kg of hardeners product basis.

### a) Midpoint Impact Categories:

Indicator/LCI Metric	GWP	ODP	AP	EP	SFP	ADPfossil
Unit	kg CO <sub>2</sub> -eq	kg CFC-11-eq	kg SO <sub>2</sub> -eq	kg N-eq	kg O <sub>3</sub> -eq	MJ
Tycron	0.613	6.43e-09	0.00222	0.00133	0.0399	4.79
Tycron Met	0.666	6.47e-09	0.00217	0.00126	0.0429	5.44
Tycron Met 200	0.725	7.63e-09	0.00238	0.0011	0.0461	5.94
Tycron Met NR	1.71	1.49e-08	0.00988	0.00564	0.135	14.8
Tycron EM	1.72	1.49e-08	0.00993	0.00568	0.134	14.8



## b) Resource Inventory Metrics:

Indicator/LCI Metric	RPRE	PRM	NRPRE	NRPRM	SM	RSF	RE	FW
Unit	MJ	MJ	MJ	kg	MJ	MJ	MJ	m3
Tycron	0.409	0.0577	0.41	0.015	0.00231	0.000128	0.00623	0.00302
Tycron Met	0.391	0.0581	0.393	0.0149	0.00251	0.000138	0.00423	0.00218
Tycron Met 200	0.422	0.0558	0.423	0.014	0.00233	5.34e-05	0.00683	0.00287
Tycron Met NR	0.671	0.0571	0.678	0.0211	0.00337	6.83e-05	0.00499	0.00378
Tycron EM	0.667	0.0584	0.675	0.0149	0.00336	0.000145	0.00485	0.00377

## c) Waste/Output Inventory Metrics:

Indicator/LCI Metric	HWD	NHWD	HLRW	ILLRW	MR	MER	EEel	EEheat
Unit	kg	kg	kg	kg	kg	kg	MJ	MJ
Tycron	0.0375	0.919	8.68e-07	2.06e-06	0.00011	1.46e-06	0.00122	0.00505
Tycron Met	0.0352	0.848	7.93e-07	1.86e-06	0.000108	1.4e-06	0.00103	0.00321
Tycron Met 200	0.0266	0.585	1.05e-06	2.7e-06	0.000122	8.3e-07	0.00151	0.00533
Tycron Met NR	0.651	1.63	1.82e-06	4.63e-06	0.000305	8.1e-07	0.00169	0.00326
Tycron EM	0.659	1.63	1.7e-06	4.08e-06	0.000303	8.28e-07	0.00152	0.00329

## ADDITIONAL ENVIRONMENTAL INFO

No regulated substances of very high concern are utilized on site.



## REFERENCES

---

### ISO Standards:

- ISO 6707-1: 2014 Buildings and Civil Engineering Works - Vocabulary - Part 1: General Terms
- ISO 14021:1999 Environmental Labels and Declarations - Self-declared Environmental Claims (Type II Environmental Labeling)
- ISO 14025:2006 Environmental Labels and Declarations - Type III Environmental Declarations - Principles and Procedures
- ISO 14040:2006 Environmental Management - Life Cycle Assessment - Principles and Framework
- ISO 14044:2006 Environmental Management - Life Cycle Assessment - Requirements and Guidelines
- ISO 14067:2018 Greenhouse Gases – Carbon Footprint of Products – Requirements and Guidelines for Quantification
- ISO 14050:2009 Environmental Management - Vocabulary
- ISO 21930:2017 Sustainability in Building Construction - Environmental Declaration of Building Products

### EN Standards:

- EN 16757 Sustainability of construction works - Environmental product declarations – Product Category Rules for concrete and concrete elements.
- EN 15804 Sustainability of construction works - Environmental product declarations -Core rules for the product category of construction products.

### Other References:

- USGBC LEED v4 for Building Design and Construction, 11 Jan 2019 available at <https://www.usgbc.org/resources/pcr-committee-process-resources-part-b>
- USGBC PCR Committee Process & Resources: Part B, USGBC, 7 July 2017 available at <https://www.usgbc.org/resources/pcr-committee-process-resources-part-b>.
- US EPA (2020) Advancing Sustainable Materials Management: 2018 Fact Sheet, [https://www.epa.gov/sites/production/files/2021-01/documents/2018\\_ff\\_fact\\_sheet\\_dec\\_2020\\_fnl\\_508.pdf](https://www.epa.gov/sites/production/files/2021-01/documents/2018_ff_fact_sheet_dec_2020_fnl_508.pdf)

